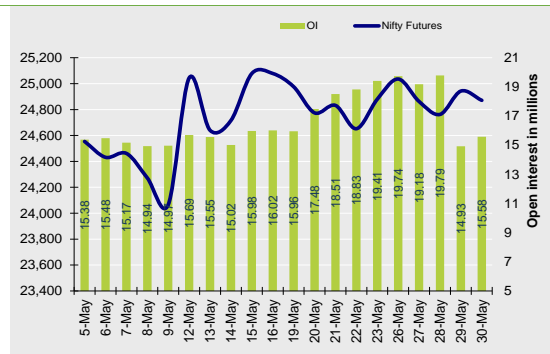


Nifty Snapshot

	Close	Prv Cl.	Ab chg	% chg
Spot	24,750.70	24,833.60	-82.90	-0.33
Futures	24,871.20	24,942.80	-71.60	-0.29
OI(ml shr)	15.58	14.93	0.65	4.38
Vol (lots)	77535	151689	-74154	-48.89
COC	120.50	109.20	11.30	10.3
PCR-OI	0.77	0.86	-0.10	-11.0

Nifty Futures Price v/s OI



Institutional Activity in previous trading session

(in Rs cr.)	Buy	Sell	Net
Index Futures	3214.14	4294.71	-1080.57
Index Options	665009.67	643753.83	21255.84
Stock Futures	23915.42	24161.36	-245.94
Stock Options	38126.12	40654.53	-2528.41
FII Cash	44,434.53	50,884.27	-6,449.74
DII Cash	20,673.18	11,577.27	9,095.91

Net FII Activity (in Rs cr.)

Date	Idx Fut	Stk Fut	Idx Opt	Cash
30-May	-1080.6	-245.9	21255.8	-6450
29-May	-2864.8	-1860.4	1786.2	884
28-May	-2100.2	-3813.4	-98784.5	4663
27-May	-2989.1	-2314.8	18706.4	348
26-May	565.2	2161.0	42715.9	136
23-May	151.9	3035.8	15510.5	1795

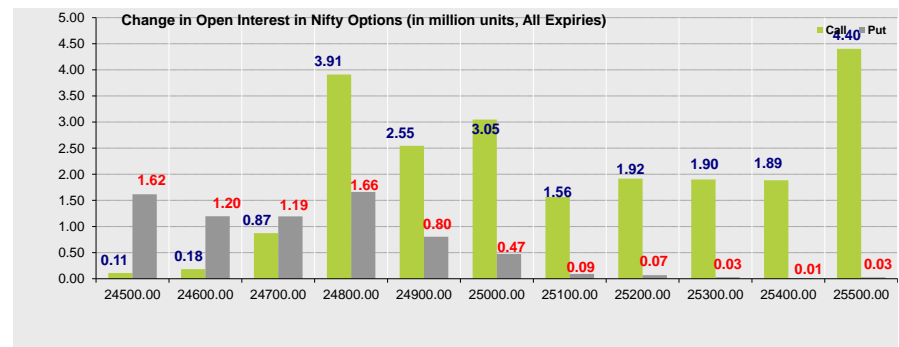
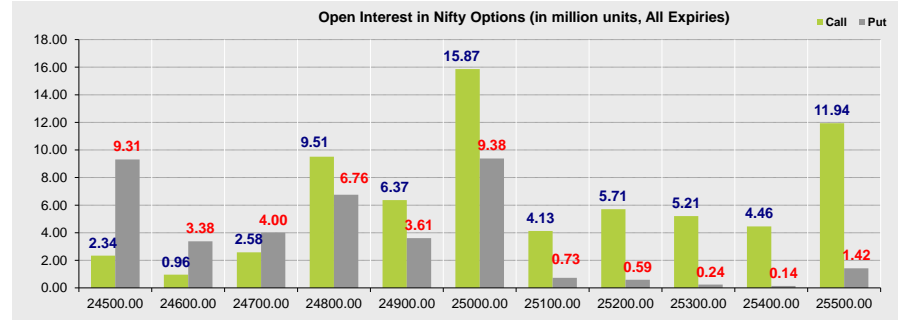
Technical Pivot (Intraday):

	S2	S1	PIVOT	R1	R2
NIFTY	24750	24810	24900	24960	25045
BANKNIFTY	55540	55810	55975	56240	56410

Summary

- Indian markets closed on a negative note where selling was mainly seen in IT, Automobile, Metals Sectors. Nifty June Futures closed at 24871.20 (down 71.60 points) at a premium of 120.50 pts to spot.
- FII's were net sellers in Cash to the tune of 6449.74 Cr and were net sellers in index futures to the tune of 1080.57 Cr.
- India VIX decreased by 2.08% to close at 16.08 touching an intraday high of 16.55.

Open Interest in Nifty Options:



- The above second chart shows previous trading day's change in Nifty options where Addition in OI were seen in 24800, 24900, 25000, 25500 strike Calls and at 24800, 24700, 24600, 24500 strike Puts indicating market is likely to remain range bound in the near term.
- Highest OI build-up is seen at 25000 strike Calls and 25000 strike Puts, to the tune of 15.87mn and 9.38mn respectively.

Outlook on Nifty:

Index is likely to open on a flat note today and is likely to remain range bound during the day.

(Price is in Rs; OI is in million units; Price chg and OI chg are in percentage) **NB RESEARCH**

Fresh Longs seen in:

Scrip	Price	Price chg	OI	OI Chg
MANAPPURAM	240.2	3.0	57.4	66.6
INDIANB	620.9	2.7	7.1	23.0
INOXWIND	195.2	1.5	36.8	21.6

Short Covering seen in:

Scrip	Price	Price chg	OI	OI Chg
ETERNAL	239.9	4.7	223.7	-15.9
PIDILITIND	3119.7	2.6	3.9	-8.9
TATATECH	764.0	0.1	10.0	-5.3

Fresh Shorts seen in:

Scrip	Price	Price chg	OI	OI Chg
NYKAA	200.6	-0.8	61.3	91.9
CHAMBLFERT	555.0	-6.0	11.7	20.0
SJVN	95.4	-6.6	36.6	18.3

Long Unwinding seen in:

Scrip	Price	Price chg	OI	OI Chg
NCC	231.8	-2.6	11.6	-10.5
APLAPOLLO	1818.1	-1.0	2.9	-7.2
AUBANK	697.3	-0.7	20.9	-3.6

NIFTY50 Options OI (CE OI = Resistance) (PE OI = Support)			
Symbol	Highest CE OI	Highest PE OI	CMP
ADANIENT	2700	2700	2530
ADANIPTS	1400	1400	1432
APOLLOHOSP	7000	7000	6927
ASIANPAINT	2400	2300	2253
AXISBANK	1200	1200	1200
BAJAJ-AUTO	9000	8000	8662
BAJFINANCE	10000	8500	9222
BAJAJFINSV	2100	1900	2029
BEL	400	360	387
BHARTIARTL	1900	1840	1869
CIPLA	1500	1480	1474
COALINDIA	410	400	400
DRREDDY	1300	1200	1250
EICHERMOT	5500	5000	5369
ETERNAL	250	220	240
GRASIM	2700	2600	2560
HCLTECH	1700	1600	1647
HDFCBANK	2000	1900	1954
HDFCLIFE	800	750	780
HEROMOTOCO	4400	4400	4327
HINDALCO	700	600	638
HINDUNILVR	2400	2300	2339
ICICIBANK	1500	1400	1455
ITC	440	420	420
INDUSINDBK	900	700	820

NIFTY50 Options OI (CE OI = Resistance) (PE OI = Support)			
Symbol	Highest CE OI	Highest PE OI	CMP
INFY	1600	1600	1569
JSWSTEEL	1020	1000	999
JIOFIN	300	290	288
KOTAKBANK	2200	2000	2088
LT	3700	3500	3656
M&M	3100	2800	2989
MARUTI	13000	12000	12330
NTPC	350	340	336
NESTLEIND	2500	2400	2408
ONGC	250	240	241
POWERGRID	300	270	291
RELIANCE	1500	1400	1430
SBILIFE	2000	1800	1822
SHRIRAMFIN	660	600	644
SBIN	800	800	818
SUNPHARMA	1700	1600	1687
TCS	3500	3500	3455
TATACONSUM	1200	1100	1113
TATAMOTORS	800	720	717
TATASTEEL	170	160	162
TECHM	1600	1500	1584
TITAN	3600	3500	3571
TRENT	5700	5500	5669
ULTRACEMCO	12000	11500	11265
WIPRO	250	250	250

[illegible]

Derivative Recommendations:

Stock Name	Call (Buy/Sell)	Entry price	Targets	Stop Loss	Duration	Status
HUDCO (Bull Call spread)	Buy	9.8	20	4	Positional	Open
HAL FUT	Sell	4990.4	4870	5050	1-2 Days	Open

FROM THE EQUITY DERIVATIVE DESK:

NIRAV HARISH CHHEDA
AVP - DERIVATIVES AND TECHNICAL RESEARCH
E-Mail: nirav.chheda@nirmalbang.com
Tel no: 6273-8199/8000

AMIT BHUPTANI
SNR.DERIVATIVES AND TECHNICAL RESEARCH ANALYST
E-Mail: amit.bhuptani@nirmalbang.com
Tel no: 6273-8242/8000

DISCLOSURES

Research Reports that are published by Nirmal Bang Securities Private Limited (hereinafter referred to as "NBSPL") are for private circulation only. NBSPL is a registered Research Analyst under SEBI (Research Analyst) Regulations, 2014 having Registration no. INH000001766. NBSPL is also a registered Stock Broker with National Stock Exchange of India Limited, BSE Limited, Metropolitan Stock Exchange of India Limited, Multi Commodity Exchange of India Limited, National Commodity and Derivative Exchange Limited and Indian Commodity Exchange Limited in cash and Equity and Commodities derivatives segments.

NBSPL has other business divisions with independent research teams separated by Chinese walls, and therefore may, at times, have different or contrary views on stocks and markets.

NBSPL or its associates have not been debarred / suspended by SEBI or any other regulatory authority for accessing / dealing in securities Market. NBSPL, its associates or analyst or his relatives do not hold any financial interest (Except Investment) in the subject company. NBSPL or its associates or Analyst do not have any conflict or material conflict of interest at the time of publication of the research report with the subject company. NBSPL or its associates or Analyst or his relatives may or may not hold beneficial ownership of 1% or more in the subject company at the end of the month immediately preceding the date of publication of this research report.

NBSPL or its associates / analyst has not received any compensation / managed or co-managed public offering of securities of the company covered by Analyst during the past twelve months. NBSPL or its associates have not received any compensation or other benefits from the company covered by Analyst or third party in connection with the research report. Analyst has not served as an officer, director or employee of Subject Company. NBSPL / analyst has not been engaged in market making activity of the subject company.

Analyst Certification: The research analysts and authors of these reports, hereby certify that the views expressed in this research report accurately reflects my/our personal views about the subject securities, issuers, products, sectors or industries. It is also certified that no part of the compensation of the analyst(s) was, is, or will be directly or indirectly related to the inclusion of specific recommendations or views in this research. The analyst(s) principally responsible for the preparation of this research report and has taken reasonable care to achieve and maintain independence and objectivity in making any recommendations.

DISCLAIMER

This report is for the personal information of the authorized recipient and does not construe to be any investment, legal or taxation advice to you. NBSPL is not soliciting any action based upon it. Nothing in this research shall be construed as a solicitation to buy or sell any security or product, or to engage in or refrain from engaging in any such transaction. In preparing this research, we did not take into account the investment objectives, financial situation and particular needs of the reader.

This research has been prepared for the general use of the clients of NBSPL and must not be copied, either in whole or in part, or distributed or redistributed to any other person in any form. If you are not the intended recipient you must not use or disclose the information in this research in any way. Though disseminated to all the customers simultaneously, not all customers may receive this report at the same time. NBSPL will not treat recipients as customers by virtue of their receiving this report. This report is not directed or intended for distribution to or use by any person or entity resident in a state, country or any jurisdiction, where such distribution, publication, availability or use would be contrary to law, regulation or which would subject NBSPL & its group companies to registration or licensing requirements within such jurisdictions.

The report is based on the information obtained from sources believed to be reliable, but we do not make any representation or warranty that it is accurate, complete or up-to-date and it should not be relied upon as such. We accept no obligation to correct or update the information or opinions in it. NBSPL or any of its affiliates or employees shall not be in any way responsible for any loss or damage that may arise to any person from any inadvertent error in the information contained in this report. NBSPL or any of its affiliates or employees do not provide, at any time, any express or implied warranty of any kind, regarding any matter pertaining to this report, including without limitation the implied warranties of merchantability, fitness for a particular purpose, and non-infringement. The recipients of this report should rely on their own investigations.

This information is subject to change without any prior notice. NBSPL reserves its absolute discretion and right to make or refrain from making modifications and alterations to this statement from time to time. Nevertheless, NBSPL is committed to providing independent and transparent recommendations to its clients, and would be happy to provide information in response to specific client queries.

Before making an investment decision on the basis of this research, the reader needs to consider, with or without the assistance of an adviser, whether the advice is appropriate in light of their particular investment needs, objectives and financial circumstances. There are risks involved in securities trading. The price of securities can and does fluctuate, and an individual security may even become valueless. International investors are reminded of the additional risks inherent in international investments, such as currency fluctuations and international stock market or economic conditions, which may adversely affect the value of the investment. Opinions expressed are subject to change without any notice. Neither the company nor the director or the employees of NBSPL accept any liability whatsoever for any direct, indirect, consequential or other loss arising from any use of this research and/or further communication in relation to this research. Here it may be noted that neither NBSPL, nor its directors, employees, agents or representatives shall be liable for any damages whether direct or indirect, incidental, special or consequential including lost revenue or lost profit that may arise from or in connection with the use of the information contained in this report.

Copyright of this document vests exclusively with NBSPL. Our reports are also available on our website www.nirmalbang.com